

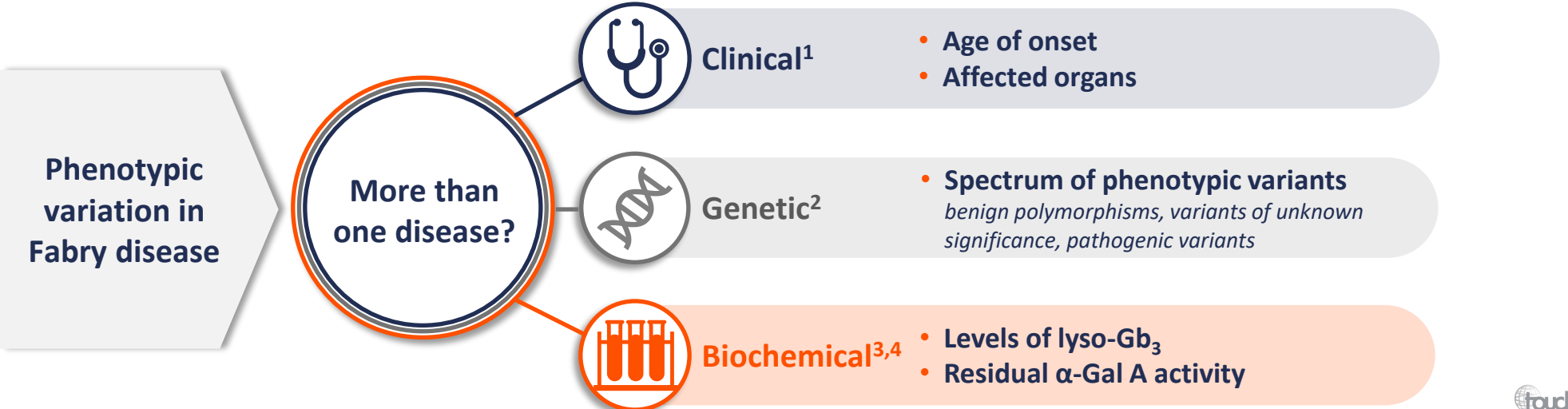
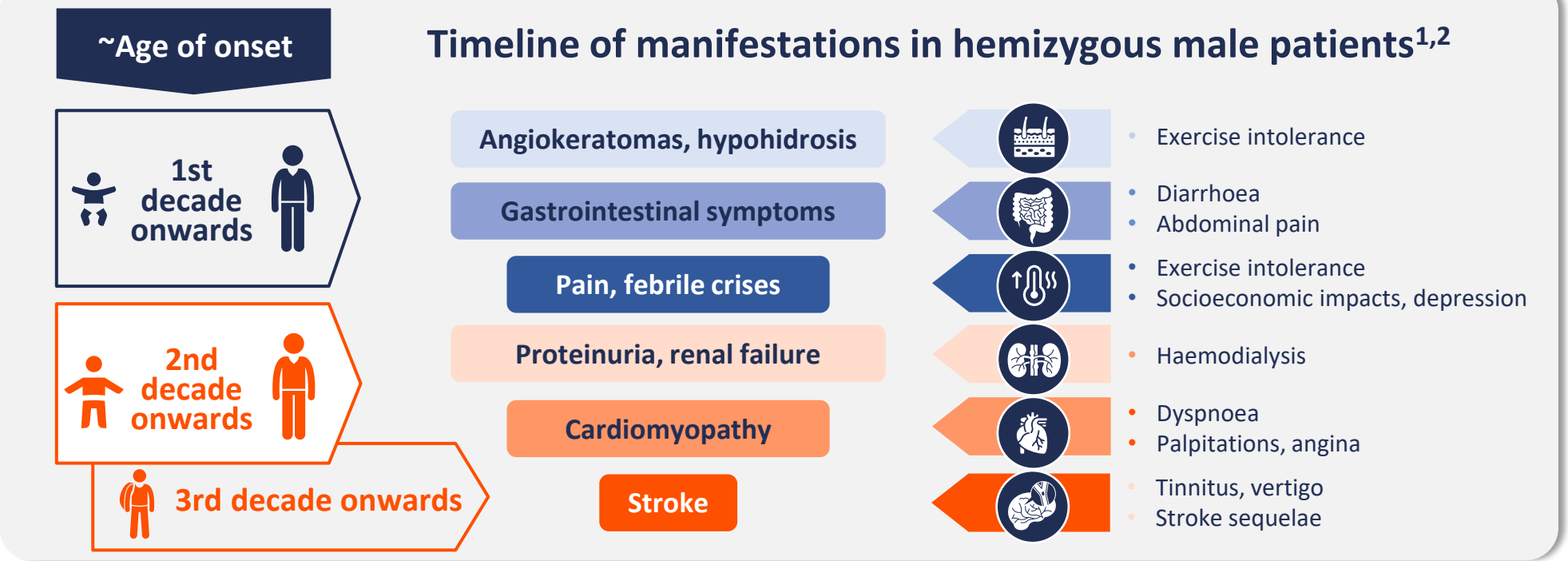
A large, stylized globe graphic composed of thick, orange, hand-drawn lines forming a grid of latitude and longitude. The globe is positioned in the upper half of the page, with its base overlapping a dark grey horizontal band.

The path from detection to personalized long-term care for Fabry disease

Practice aid for the management of people living with Fabry disease

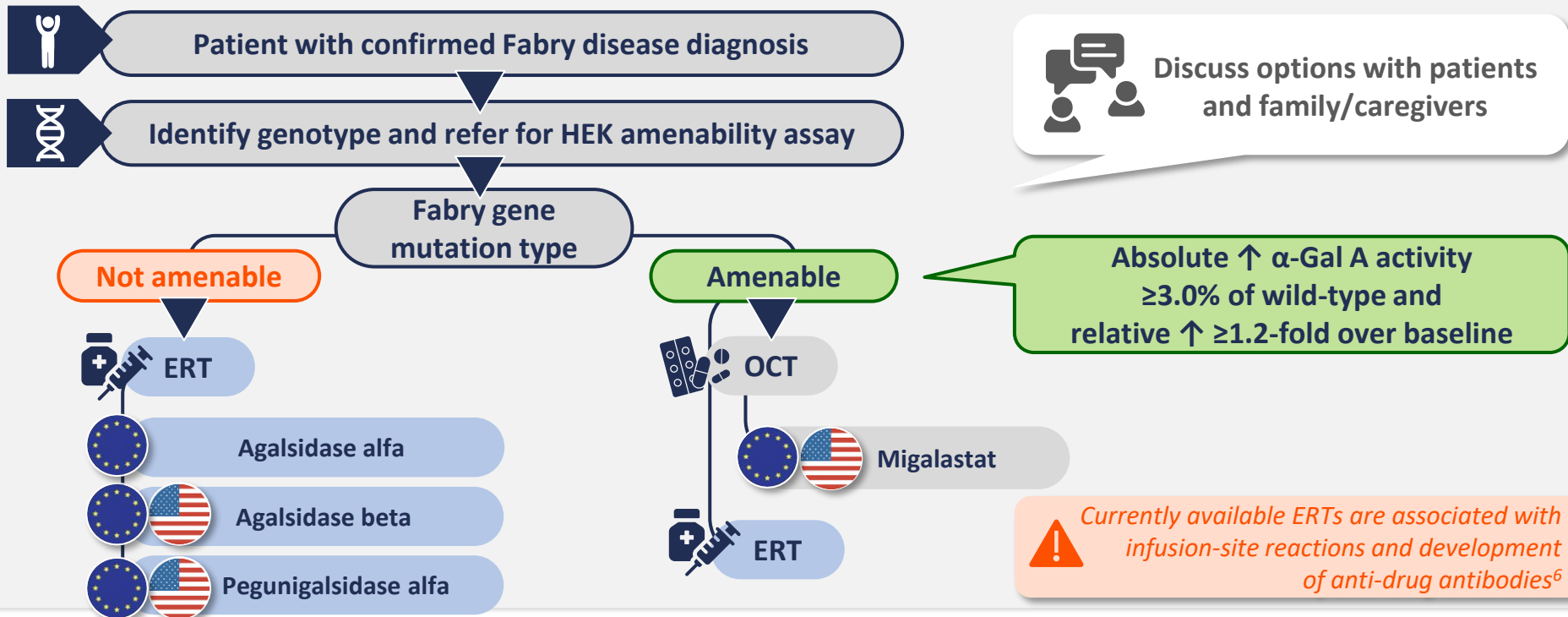
For more information, visit: www.touchcardioime.org

Importance of early recognition of Fabry disease and its multisystem manifestations

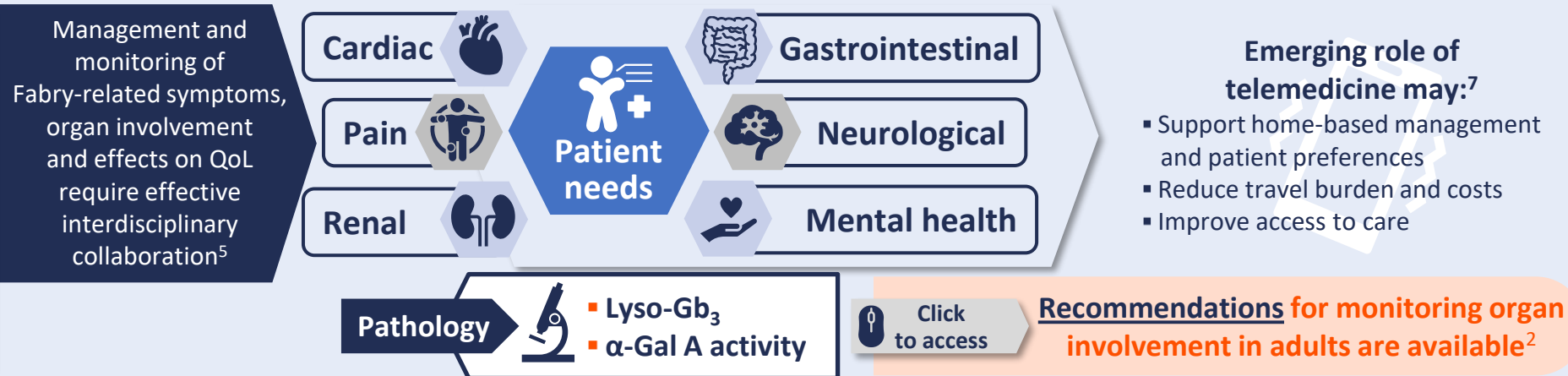


Considerations for individualized treatment and monitoring

Treatment⁵



Monitoring^{2,5,7}



Abbreviations and references

Abbreviations

α -Gal A, alpha-galactosidase A; ERT, enzyme replacement therapy; HEK, human embryo kidney; lyso-Gb₃, globotriaosylsphingosine; OCT, oral chaperone therapy; QoL, quality of life.

References

1. Linhart A, Elliott PM. *Heart*. 2007;93:528–35.
2. Ortiz A, et al. *Mol Genet Metab*. 2018;123:416–27.
3. Arends M, et al. *J Am Soc Nephrol*. 2017;28:1631–41.
4. Lavalley L, et al. *PLoS One*. 2018;13:e0193550.
5. Bichet DG, et al. *Front Med (Lausanne)*. 2023;10:1220637.
6. Wallace EL, et al. *J Med Genet*. 2024;61:520–30.
7. Nowicki M, et al. *Int J Environ Res Public Health*. 2021;18:8242.

The guidance provided by this practice aid is not intended to directly influence patient care. Clinicians should always evaluate their patients' conditions and potential contraindications and review any relevant manufacturer product information or recommendations of other authorities prior to consideration of procedures, medications, or other courses of diagnosis or therapy included here.

Our practice aid coverage does not constitute implied endorsement of any product(s) or use(s). touchCARDIO cannot guarantee the accuracy, adequacy or completeness of any information and cannot be held responsible for any errors or omissions.